

# KIDNEY DISEASE IN Asian American & Pacific Islanders

## ASIAN AMERICAN & PACIFIC ISLANDERS

- More than 24 million Asian Americans live in the United States (US)<sup>1</sup>
- This has increased during the last decade<sup>1</sup>



## Chronic Kidney Disease & Diabetes For Asian Americans and Pacific Islanders

### Diabetes



Diabetes is **more common** among Asian Americans compared to white individuals in the US states of Hawaii and California<sup>2</sup>

### Diabetes & Kidney Failure



The **#1 cause** of kidney failure is diabetes<sup>2</sup>

### Rates Of Kidney Failure



Kidney failure from diabetes **doubled** in Asian Americans ages 30-39, between 2000-2010<sup>3</sup>

### Health Care Access



**17%** of Asian American and Pacific Islander patients **do not have health insurance**. This may limit their health care and put them at increased risk for high blood pressure, diabetes, and kidney disease<sup>2</sup>

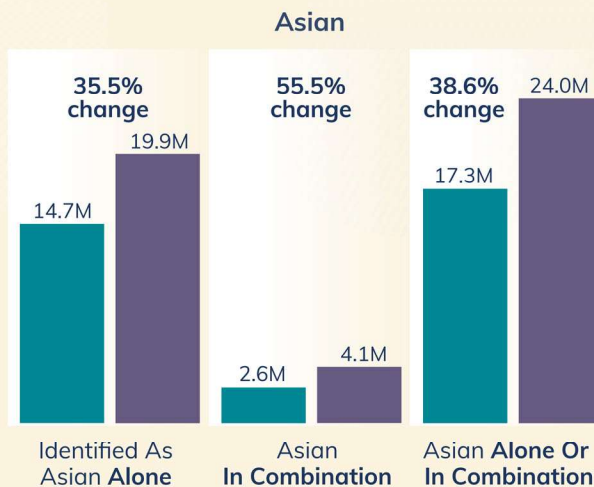
### Kidney Disease-Related Deaths



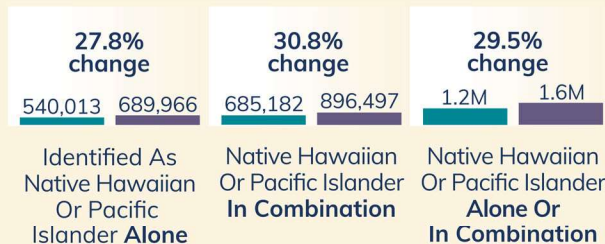
Death due to kidney disease occurs **more often** in Asian Americans compared to whites<sup>4</sup>

## Population & Percent Change In US, 2010-2020<sup>1</sup>

■ 2010 ■ 2020 M = millions

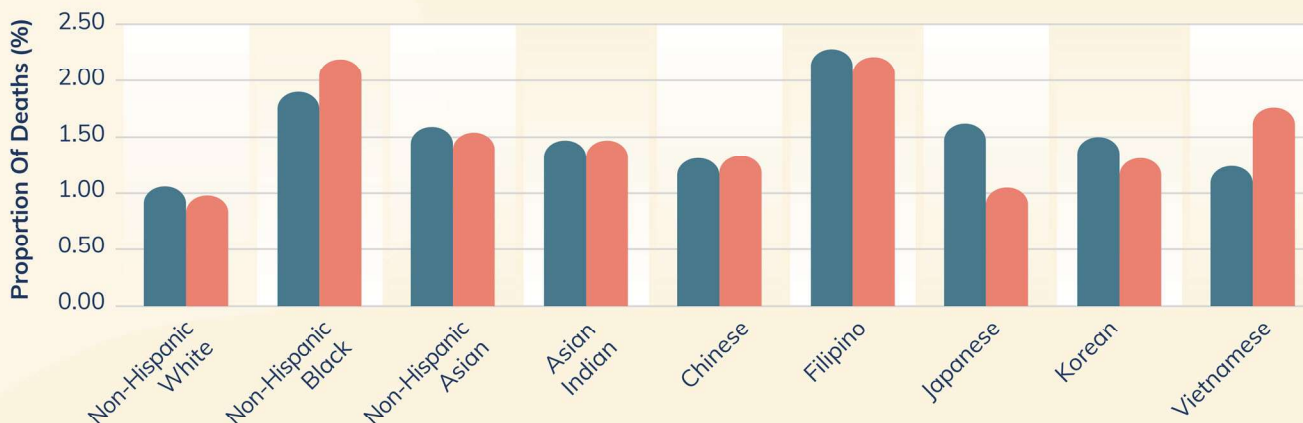


### Native Hawaiian & Other Pacific Islander



## Comparisons In Death From Kidney Disease By Race/Ethnicity<sup>4</sup>

■ Men ■ Women

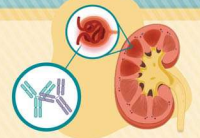


### Resources:

1. Asian American and Pacific Islander Heritage month: May 2022. Census.gov. <https://www.census.gov/newsroom/facts-for-features/2022/asian-american-pacific-islander.html>. Published April 25, 2023. Accessed November 29, 2023.
2. Race/ethnicity – kidney disease risk factors. American Kidney Fund. <https://www.kidneyfund.org/all-about-kidneys/risk-factors/raceethnicity-kidney-disease-risk-factors>. Updated August 7, 2023. Accessed November 28, 2023.
3. Race, ethnicity, & kidney disease. National Kidney Foundation. <https://www.kidney.org/atoz/content/minorities-KD>. Published January 13, 2023. Accessed November 28, 2023.
4. Claudel SE, et al. Kidney Medicine. 2023;5(8):100676.
5. Lai KN, et al. Nat Rev Dis Primers. 2016;11(2):16001.
6. Suzuki Y, et al. Kidney360. 2021;2(8):1339-1348.
7. Yeo SC, et al. Nephrology. 2019;24(9):885-895.
8. Barbour SJ, et al. Kidney International. 2013;84(5):1017-1024.
9. Purnell TS, et al. JAMA. 2018;319(1):49-61.

The information provided through NephU is intended for the educational benefit of health care professionals and others who support care for those with kidney disease and other related conditions. It is not intended as, nor is it a substitute for, medical care, advice, or professional diagnosis. Health care professionals should use their independent judgment when reviewing NephU's educational resources. Users seeking medical advice should consult with a health care professional.





### IgA Nephropathy (IgAN) In Patients Of Asian Descent

#### What Is IgAN?



IgAN is an **autoimmune disease** that affects the kidneys<sup>5</sup>

#### How Is IgAN Diagnosed?



IgAN diagnosis is done by **kidney biopsy**<sup>5</sup>

#### How Common Is IgAN?



Individuals of **East Asian** descent have the highest numbers of diagnoses, possibly due to increased screening and kidney biopsies<sup>6</sup>

#### How Does IgAN Vary?



IgAN symptoms, progression, and long-term health **varies by ethnicity**<sup>7</sup>

#### What Is The Kidney Failure Risk?



Patients with **Pacific Asian** ancestry diagnosed with IgAN have a higher risk of kidney failure compared to other individuals worldwide<sup>8</sup>

#### Numbers Of IgAN Diagnosed Patients:

The highest numbers of IgAN diagnosed patients are found in China and Singapore compared to worldwide numbers<sup>5</sup>

Country	Cases Per Million Population (%)
CHINA	54.3
SINGAPORE	43.2
ITALY	35.2
AUSTRALIA	34.1
CZECH REPUBLIC	34.1
UNITED KINGDOM	33.9
JAPAN	31.0
FRANCE	30.2
KOREA	28.3
UNITED STATES	27.3
BRAZIL	20.1
MOROCCO	12.0

### KIDNEY TRANSPLANTATION IN ASIAN AMERICAN & PACIFIC ISLANDERS

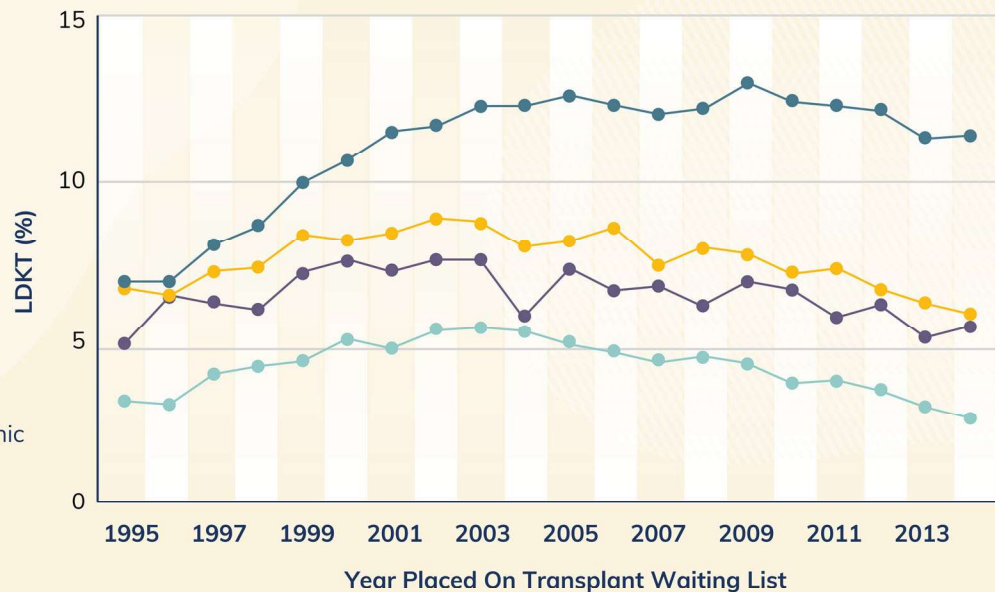
- Racial and ethnic disparities in US living donor kidney transplantation (LDKT) continue despite efforts to reduce disparities<sup>9</sup>
- Asian Americans have lower LDKT rates at 2 years after being placed on the transplant waitlist compared to white patients<sup>9</sup>



#### Time-Related Trends In Living Donor Kidney Transplantation (LDKT) By Candidate Race/Ethnicity<sup>9</sup>



- White
- Hispanic
- Asian
- Black



Resources:

1. Asian American and Pacific Islander Heritage month: May 2022. Census.gov. <https://www.census.gov/newsroom/facts-for-features/2022/asian-american-pacific-islander.html>. Published April 25, 2023. Accessed November 29, 2023.
2. Race/ethnicity – kidney disease risk factors. American Kidney Fund. <https://www.kidneyfund.org/all-about-kidneys/risk-factors/raceethnicity-kidney-disease-risk-factors> Updated August 7, 2023. Accessed November 28, 2023.
3. Race, ethnicity, & kidney disease. National Kidney Foundation. <https://www.kidney.org/atoz/content/minorities-KD> Published January 13, 2023. Accessed November 28, 2023.
4. Claudel SE, et al. Kidney Medicine. 2023;5(8):100676.
5. Lai KN, et al. Nat Rev Dis Primers. 2016;11(2):16001.
6. Suzuki Y, et al. Kidney360. 2021;2(8):1339-1348.
7. Yeo SC, et al. Nephrology. 2019;24(9):885-895.
8. Barbour SJ, et al. Kidney International. 2013;84(5):1017-1024.
9. Purnell TS, et al. JAMA. 2018;319(1):49-61.

The information provided through NephU is intended for the educational benefit of health care professionals and others who support care for those with kidney disease and other related conditions. It is not intended as, nor is it a substitute for, medical care, advice, or professional diagnosis. Health care professionals should use their independent judgment when reviewing NephU's educational resources. Users seeking medical advice should consult with a health care professional.